



# KIRUHURA DISTRICT LOCAL GOVERNMENT



## HEALTH SUB-PROGRAM PRESENTATION TO BUDGET CONFERENCE

**Theme: Experiences, Achievements and Emerging Challenges following Application of continuous Quality Improvement on Health System Building Blocks in Kiruhura Health Services**

**BY DR KAMYA IVAN DAVID-MBCHB(MUST) MMED(MUK) CERT HSM(UMU),  
Fellowship Leadership and Governance (MUK) Cert Epidemiology(AFENET)**

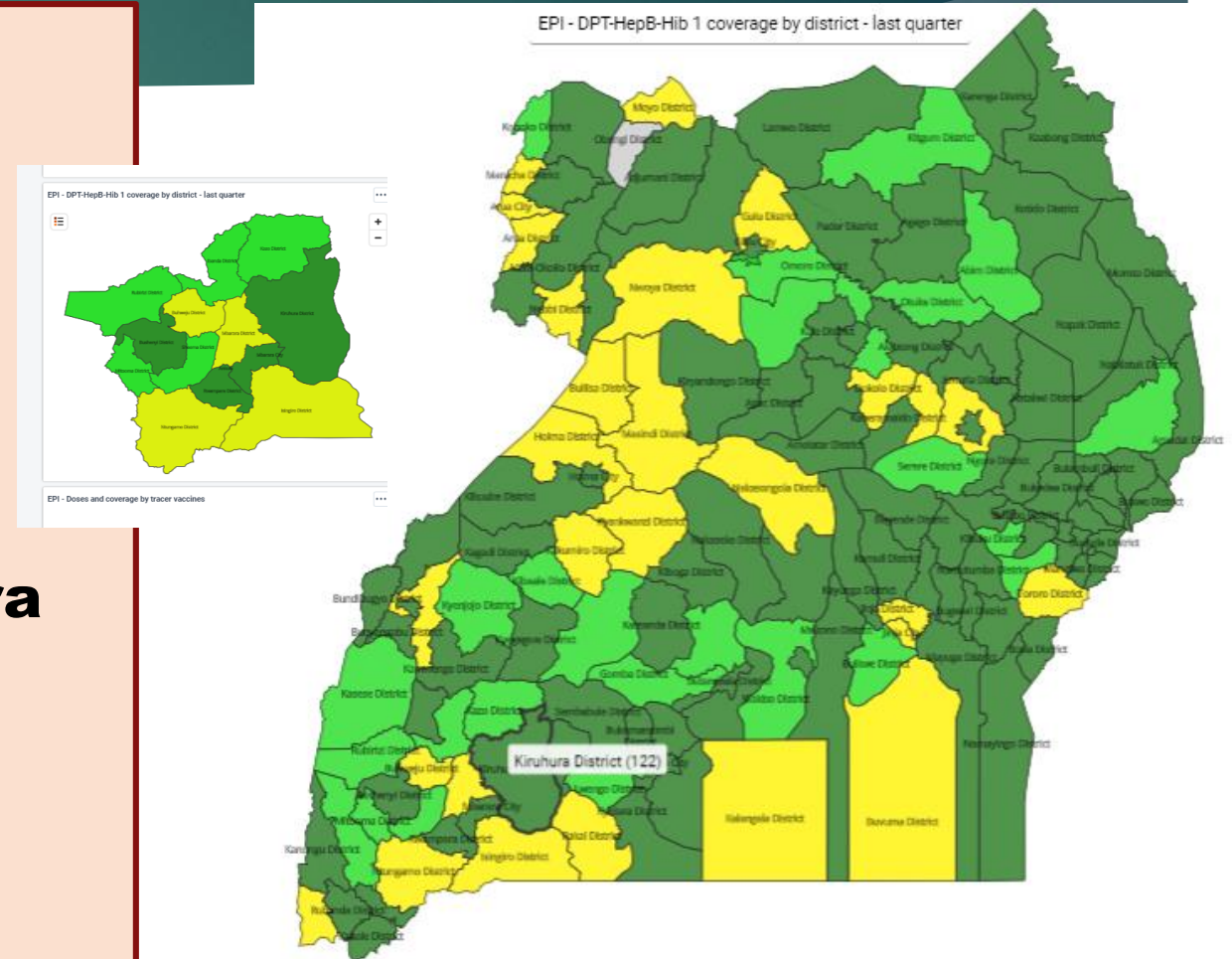
**(DHO- KIRUHURA)**

**10<sup>TH</sup> November 2023**



# CONTEXTUAL BACKGROUND

- ❑ **Kiruhura District is located in Ankole Sub-region of SW Uganda, bordering with: Kazo District, Ssembabule District, Lyantonde District, Rakai District, Isingiro District, Mbarara City and Mbarara District.**





# CONTEXTUAL BACKGROUND-contd

- ❑ **2023-Mid year Population for Kiruhura District is projected at 198,700**
- ❑ **Kiruhura District has 14 LLGs ( 11 Sub counties, 3 Town councils), 56 Parishes and 303 villages.**



# CONTEXTUAL BACKGROUND

## □ Health Infrastructure

	Public Health Facilities	KASHONGI	NYABUSHOZI	TOTAL
1	Number of General Hospitals	0	0	0
2	Number of HC IVs	0	1	1
3	Number of HC IIIs	2	11	13
4	Number of HC IIs	2	2	4
	<b>TOTAL</b>	<b>4</b>	<b>14</b>	<b>18</b>
5	Sub-counties without HC IIIs	0	1	1



# CONTEXTUAL BACKGROUND-contd



## Health Sub-program Financing Framework

UGX in thousands	VOTE: 864 Kiruhura District	Approved Budget Estimates	Approved Budget Estimates	BFP-IPFs
		For FY 2022/23	For FY 2023/24	For FY 2024/25
<b>RECURRENT REVENUES</b>		<b>4,568,924,128</b>	<b>5,151,938,348</b>	<b>5,151,938,348</b>
Program Conditional Grant Wage PHC		3,655,222,128	4,033,222,128	4,033,222,128
Program Conditional Grant Non-wage - PHC		530,623,000	782,637,220	782,637,220
District unconditional Grant Non-wage		4,000,000	4,000,000	4,000,000
District unconditional Grant Wage		325,079,000	325,079,000	325,079,000
Locally Raised Revenue		4,000,000	7,000,000	7,000,000
Other Government Transfers		50,000,000	-	-
	-	<b>1,170,047,000</b>	<b>967,674,805</b>	<b>821,815,964</b>
Program Development Grant (UGIFT /PHC )		560,047,000	234,021,964	234,021,964
External Financing		610,000,000	587,794,000	587,794,000
District Discretionary Development Grant (EU Top up)		0	145,858,841	-
<b>TOTAL REVENUE SHARES</b>		<b>5,738,971,128</b>	<b>6,119,613,153</b>	<b>5,973,754,312</b>

# Background Cont.....

- ❑ By 2010 the new Kiruhura had only 3 functional maternities, one government, 1 PNF and one private and none functional HCIV
- ❑ There was no functional theaters at Kiruhura HCIV by 2010. This has since been operationalized and is fully functional
- ❑ The greater Kiruhura had only one ART site at Rushere community hospital. As of now all HCIII's have been accredited
- ❑ Low staffing levels: by 2010 the staffing for Kiruhura District was 21%, This has since improved to 83% as of Nov 2022
- ❑ By 2010 maternal deliveries were at 12%, as of June 2023 has risen to 89%





# DRUG DELIVERIES 2022/2023 FY

CYCLE No.	DESIGNATED DATE OF DELIVERY BY NMS	ACTUAL DELIVERY DATE	REMARKS
CYCLE 1	25/8/2022	10/9/2022	Delayed for 3 weeks
CYCLE 2	21/10/2022	3/12/2022	Delayed for almost 2 months
CYCLE 3	19/12/2022	3/5/2023	Delayed for 5 months
CYCLE 4	14/2/2022	3/5/2023	Delayed for 3 months
CYCLE 5	12/4/2023	3/5/2023 only HCIV	Its only HCIV that received cycle 5 on 3/5/2023 but HCIIIs and HCIIIs never received up to now.
CYCLE 6	8/6/2023	3/5/2023 only HCIV	Its only HCIV that received cycle 6 on 3/5/2023 but HCIIIs and HCIIIs never received.



# INTERVENTIONS

## QUALITY IMPROVEMENT INTERVENTIONS AND MONITORING AND EVALUATION

- ❖ District led continuous quality improvement interventions that are partner supported, supervised and owned by DHO, DHT members and Health Facility in-charges are more effective and produce sustainable results
- ❖ Weekly performance analysis in all targeted DLT indicators for both the District and individual Health facilities by District QI team and performance feedback shared to all QIC members and timely Action taken towards improvement

## Intervention Cont.....

- ❖ Targeted QI coaching and mentorship in all facilities focusing on application of PDSA, performance monitoring and submission of weekly performance to DHO
- ❖ Target setting to critical staff , created Whatsapp platform for weekly monitoring.
- ❖ Enhanced awareness, empowerment and participation using LC1 chairpersons , LC3 and VHT system for acceptance of immunization programs

# Intervention cont.....

## INFRASTRUCTURE INTERVENTIONS

- ❖ Functionalized the HCIV Kiruhura
- ❖ Extended HAART centers to every HCIII in the District
- ❖ Solar installation done in 8 HCIIIS and still ongoing in other maternity wards
- ❖ Upgrading of six (6) HCII to HCIII status. Whereby five (5) were under Uganda inter-governmental Fiscal Transfer for Results (UGIFT) program and one (1) Rurambiira HC II was under Transitional Development grant. This enabled construction of Maternity homes. Four (4) were completed by close of last Financial Year, while 2 are in final stages, to be completed

# INTERVENTIONS CONT...

## INFRASTRUCTURE INTERVENTION CONT....

- ❖ **The 4 Completed and handed over Facilities** (*KITURA HC III, RURAMBIRA HCIII RWESHANDE HC III and NSHWERE HCIII*)
- ❖ **Construction of Drug/medical store at the district by UPDF**
- ❖ **Ongoing upgrade works for 2 Facilities** :, RWABARATA & RWETAMU at 95% complete and we hope it will be handed over in October 2023.



# INTERVENTIONS CONT...

## Human resource management

- ❑ Ensuring attendance to duty by staff and health facility in charges action taken on absent health workers from duty
- ❑ Involving health sector indicators in annual staff appraisals

# PROJECTS FOR 2022-2023 INTERVENTIONS

- ❑ Construction of Staff houses at Rwetamu and Rwabarata-UGIFT Completed and handed over
- ❑ Construction of staff house at Kiruhura HCIV (PHC) on going under UPDF
- ❑ Fencing of Kiruhura HCIV with a gate to enhance security of staff, patients and goods.

# Projects Next Financial Year 2023/2024

- ❑ Construction of staff houses at Rurambiira HC3
- ❑ Completion and operationalization of Rwetamu and Rwabarata HC3s as well as equipping them
- ❑ Construction of a 3 stance pit latrine at L.Mburo HC3

## ACHIEVEMENTS

- ❑ Imparted a result –Oriented mindset into HF incharges and all other Health workers at their respective work stations for performance Accountability
- ❑ Improved 5s implementation at most of the facilities(through infrastructure development, modification and implementation processes evidenced by consistent operational results
- ❑ Facilities that been supervised by DHT have some a great improvement



## ACHIEVEMENTS CONT.....

- ❑ The last 5 quarters( April-June 2022 and April-June 2023) Kiruhura district has been ranked No 1 in Ankole region in league table indicators
- ❑ Improved access up to utilization of services by communities
- ❑ Reduced absenteeism of health workers
- ❑ Data use at all levels by stake holders at District/sub county/Facility/community

# HEALTH SECTOR PERFORMANCE PROGRESS FOR KEY LEAGUE TABLE INDICATORS

SNO	INDICATOR NAME	DOMAIN	FY HSDP TARGET FY 2022/2023	FY 2018/2019 ACHIEVED	FY 2019/2020 ACHIEVED	FY 2020/2021 ACHIEVED	FY 2021/2022 ACHIEVED	FY 2022/2023 ACHIEVED	DATA SOURCE( MOV)
1	APPROVED POSTS IN PUBLIC HEALTH FACILITIES FILLED (%) (Old Structure)	HR	80%	50%	56%	62%	72%	80%	HRH SYSTEM
2	DPT3 HibHeb3 COVERAGE (%)	SERVICE DELIVER	97%	92%	105%	99%	102%	108%	DHIS-2(105)
3	TB CASE NOTIFICATION RATE PER 100,000		80%	52%	26%	51%	75%	129%	DHIS-2(105)
4	IPT3 COVERAGE FOR PREGNANT WOMEN (%)		66%	25%	28%	45%	65%	87%	DHIS-2(105)
5	ANC 4 COVERAGE (%)		57%	60%	55%	62%	72%	83%	DHIS-2(105)
6	ANNUAL HEALTH FACILITY DELIVERIES (%)		70%	62%	54%	63%	70%	89%	DHIS-2(105)
7	UNDER FIVE VITAMIN A SECOND DOSE COVERAGE (%)		65%	21%	18%	51%	106%	135%	DHIS-2(105)
8	PREGNANT WOMEN TESTED FOR HIV DURING THE CURRENT PREGNANCY		100%	99%	84%	83%	92%	99%	DHIS-2(105)
9	UNDER FIVE DEWORMED COVERAGE (%)		65%	33%	30%	48%	104%	147%	DHIS-2(105)
10	ART VIRAL LOAD SUPPRESSION RATE (%)		95%	80%	85%	57%	83%	82%	DHIS-2(105)
11	DPT1 TO MEASLES RUBELLA DROP OUT RATE (%)		<=10%	12%	2%	5%	4.7%	-6%	DHIS-2(105)
12	MATERNAL DEATHS REVIEWED (%)	QUALITY	29%	100%	100%	67%	100%	100%	DHIS-2(105)
14	PERINATAL DEATHS REVIEWED (%)		85%	3%	48%	82%	100%	100%	DHIS-2(105)
13	LG ASSESSMENT SCORE (%)	MANAGEMENT	80%	67%	68%	98%	47%	92%	DHIS-2(105)
15	COMPLETENESS OF VHT/ICCM QUATERLY REPORTS (%)	REPORTING	57%	53%	44%	100%	100%	100%	DHIS-2(105)

# TRENDS FOR THE PAST FY 2018/2019 TO 2022/2023

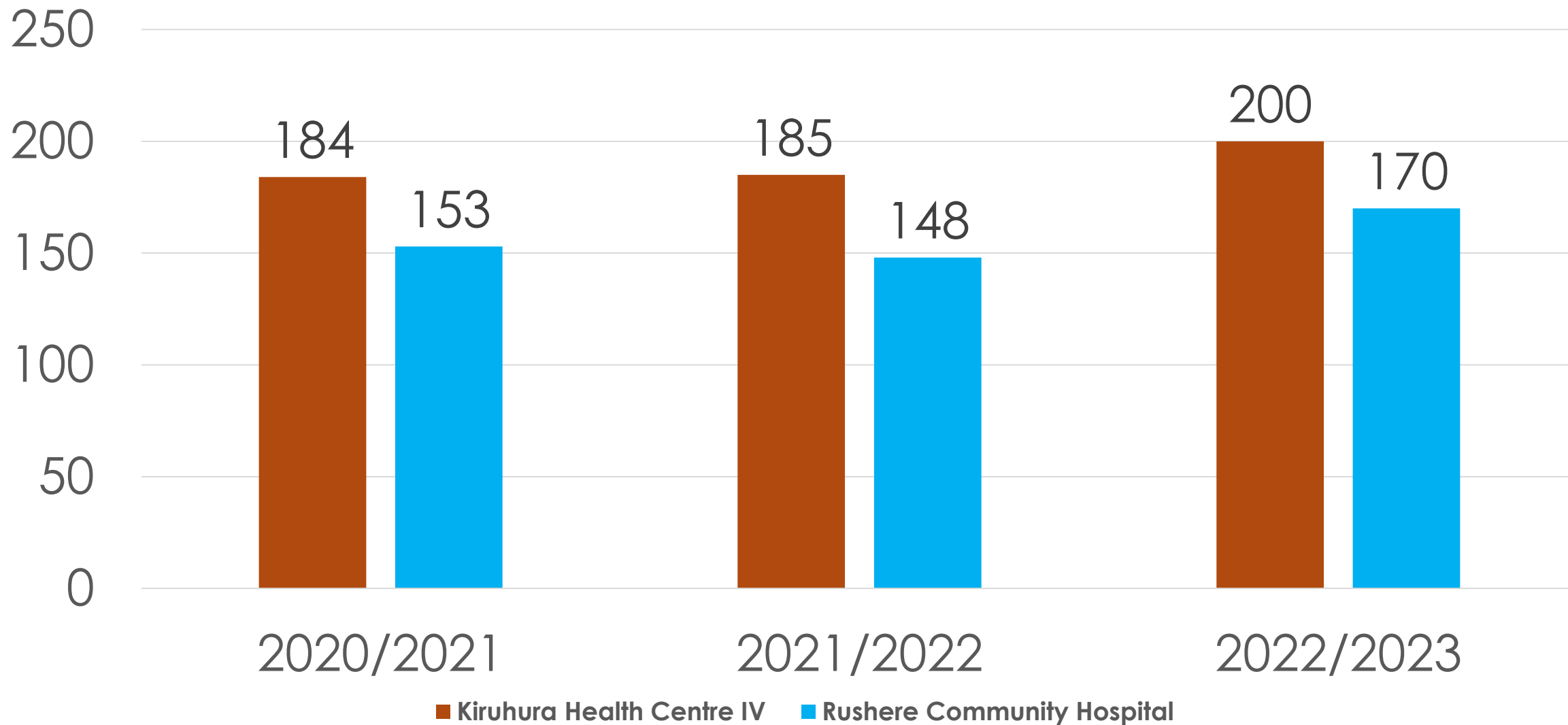
SNO	INDICATOR NAME	TRENDS
1	APPROVED POSTS IN PUBLIC HEALTH FACILITIES FILLED (%)	
2	DPT3 HibHeb3 COVERAGE (%)	
3	TB CASE NOTIFICATION RATE PER 100,000	
4	IPT3 COVERAGE FOR PREGNANT WOMEN (%)	
5	ANC 4 COVERAGE (%)	
6	ANNUAL HEALTH FACILITY DELIVERIES (%)	
7	UNDER FIVE VITAMIN A SECOND DOSE COVERAGE (%)	
8	PREGNANT WOMEN TESTED FOR HIV DURING THE CURRENT PREGNANT	
9	UNDER FIVE DEWORMED COVERAGE (%)	
10	ART VIRAL LOAD SUPPRESSION RATE (%)	
11	DPT1 TO MEASLES RUBELLA DROP OUT RATE (%)	
12	MATERNAL DEATHS REVIEWED (%)	
13	LG ASSESSMENT	
14	PERINATAL DEATHS REVIEWED (%)	
15	COMPLETENESS OF VHT/ICCM QUATERLY REPORTS (%)	

# LEAGUE TABLE FOR FY 2022/2023 KIRUHURA DISTRICT

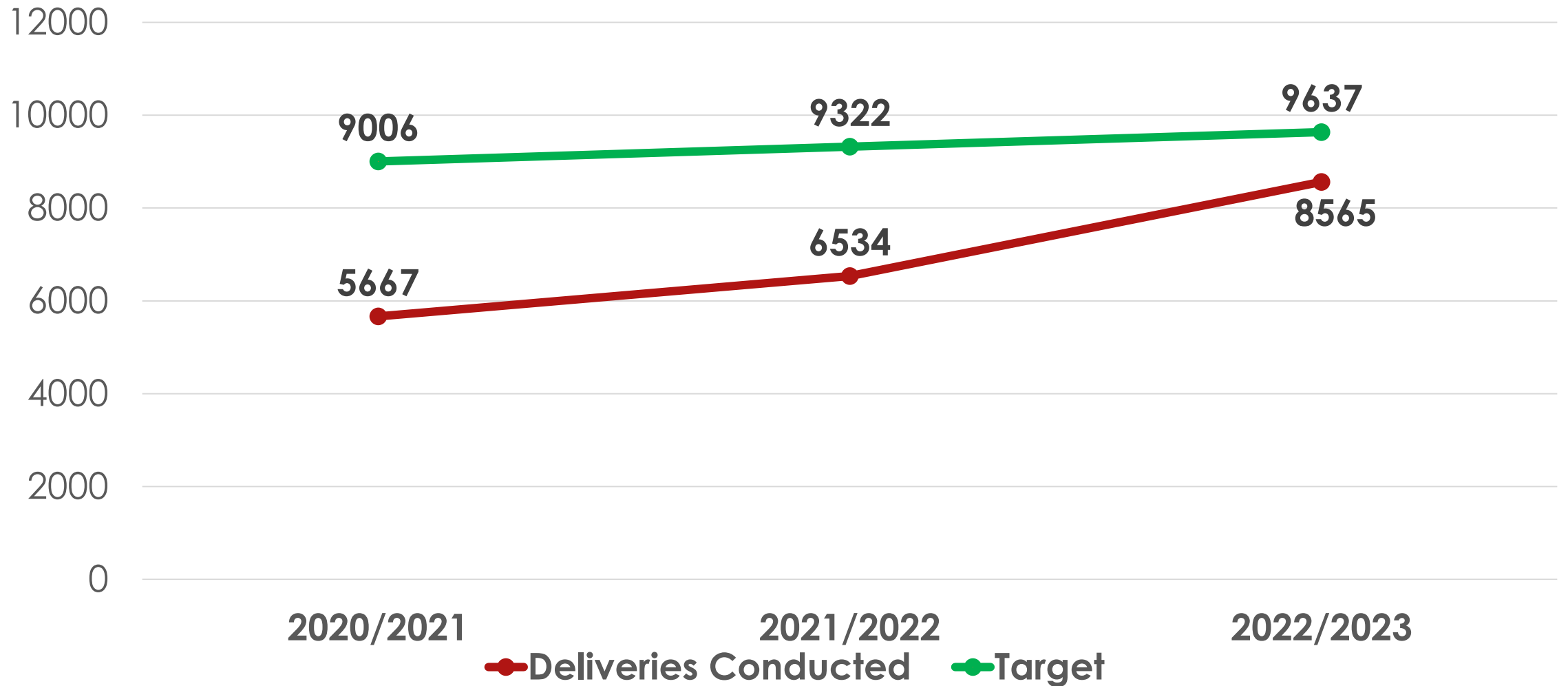
SUBCOUNTY	COVERAGE(50%)															QUALITY(30%)								REPORTING(5%)		MANAGEMENT(5%)		Summary		
	IPT3 Cov.		DPT3 Cov.		4TH ANC Cov.		Delivery Cov.		TB case notification rate		Proportion of Pregnant women tested for HIV during current pregnancy		Under-five Dewormed. A second dose Cov.		Under-five Vit. A second dose Cov.		Proportion of HIV positive patients on active ART who have viral load suppression		Proportion of reported maternal deaths that are reviewed(Reported in 105 OH05		Proportion of reported perinatal deaths that are reviewed		Pentavalent vaccine 1st dose to Measles vaccination dropout rate		VHT/ICCM quarterly reporting rate		LG Assessment. (For S/C its Overall Score, DISTRICT is only Health)		Overall Score (%)	District Ranking
	%	score	%	score	%	score	%	score	%	score	%	score	%	score	%	score	%	score	%	score	%	score	%	score	%	score				
		10		5		5		10		5		5		5		5		10		5		5		10		5		5		
Sanga Town Council	101%	10.0	104%	5.0	107%	5.0	112%	10.0	125%	5.0	112%	5.0	292%	5.0	172%	5.0	80%	8.0	.....	5.0	100%	5.0	-1%	10.0	100.0%	5.0	92%	4.6	97.3	1
Kiruhura Town Council	195%	10.0	262%	5.0	151%	5.0	114%	10.0	223%	5.0	221%	5.0	292%	5.0	301%	5.0	77%	7.7	100%	5.0	100%	5.0	10%	10.0	100.0%	5.0	92%	4.6	97.0	2
Kinoni Subcounty	99%	9.9	98%	4.9	88%	4.4	118%	10.0	126%	5.0	81%	4.1	193%	5.0	307%	5.0	91%	9.1	.....	5.0	.....	5.0	-1%	10.0	100.0%	5.0	96%	4.8	97.0	3
Kikatsi Subcounty	75%	7.5	99%	4.9	75%	3.8	98%	9.8	171%	8.5	92%	4.6	136%	5.0	118%	5.0	72%	7.2	.....	5.0	100%	5.0	-20%	10.0	100.0%	5.0	98%	4.9	95.8	4
Kashongi Subcounty	86%	8.6	90%	4.5	83%	4.2	94%	9.4	94%	4.7	96%	4.8	133%	5.0	105%	5.0	79%	7.9	.....	5.0	100%	5.0	-2%	10.0	100.0%	5.0	100%	5.0	93.4	5
Nyakashashara Subcounty	78%	7.8	135%	5.0	76%	3.8	98%	9.8	188%	5.0	98%	4.9	140%	5.0	102%	5.0	79%	7.9	.....	5.0	100%	5.0	-2%	10.0	100.0%	5.0	92%	4.6	93.1	6
Rushere Town Council	94%	9.4	150%	5.0	110%	5.0	52%	5.2	109%	5.0	171%	5.0	105%	5.0	85%	4.2	89%	8.9	100%	5.0	100%	5.0	1%	10.0	100.0%	5.0	99%	5.0	91.9	7
Kanyaryeru Subcounty	81%	8.1	89%	4.4	78%	3.9	108%	10.0	92%	4.6	93%	4.7	72%	3.6	93%	4.6	85%	8.5	.....	5.0	.....	5.0	-12%	10.0	100.0%	5.0	82%	4.1	90.5	8
Rwenshande Sub county	70%	7.0	89%	4.5	65%	3.2	102%	10.0	177%	5.0	76%	3.8	143%	5.0	189%	5.0	55%	5.5	.....	5.0	.....	5.0	-11%	10.0	100.0%	5.0	91%	4.6	87.2	9
Kitura Subcounty	64%	6.4	106%	5.0	61%	3.1	86%	8.6	75%	3.8	71%	3.6	122%	5.0	118%	5.0	83%	8.3	.....	5.0	100%	5.0	-28%	10.0	100.0%	5.0	94%	4.7	87.1	10
Sanga Subcounty	116%	10.0	136%	5.0	114%	5.0	127%	10.0	56%	2.8	115%	5.0	108%	5.0	103%	5.0	0%	0.0	.....	5.0	.....	5.0	-1%	10.0	100.0%	5.0	98%	4.9	86.3	11
Rwetamu Subcounty	89%	8.9	116%	5.0	82%	4.1	17%	1.7	100%	5.0	113%	5.0	92%	4.6	77%	3.9	0%	0.0	.....	5.0	.....	5.0	-21%	10.0	100.0%	5.0	98%	4.9	75.7	12
Kenshunga Subcounty	58%	5.8	44%	2.2	50%	2.5	39%	3.9	38%	1.9	44%	2.2	67%	3.4	32%	1.6	41%	4.1	.....	5.0	.....	5.0	-10%	10.0	100.0%	5.0	93%	4.7	63.6	13
<b>DISTRICT</b>	<b>87%</b>	<b>8.7</b>	<b>108%</b>	<b>5.0</b>	<b>83%</b>	<b>4.2</b>	<b>89%</b>	<b>8.9</b>	<b>126%</b>	<b>5.0</b>	<b>99%</b>	<b>5.0</b>	<b>147%</b>	<b>5.0</b>	<b>135%</b>	<b>5.0</b>	<b>82%</b>	<b>8.2</b>	<b>.....</b>	<b>5.0</b>	<b>100%</b>	<b>5.0</b>	<b>-6%</b>	<b>10.0</b>	<b>100.0%</b>	<b>5.0</b>	<b>92%</b>	<b>4.6</b>	<b>93.9</b>	



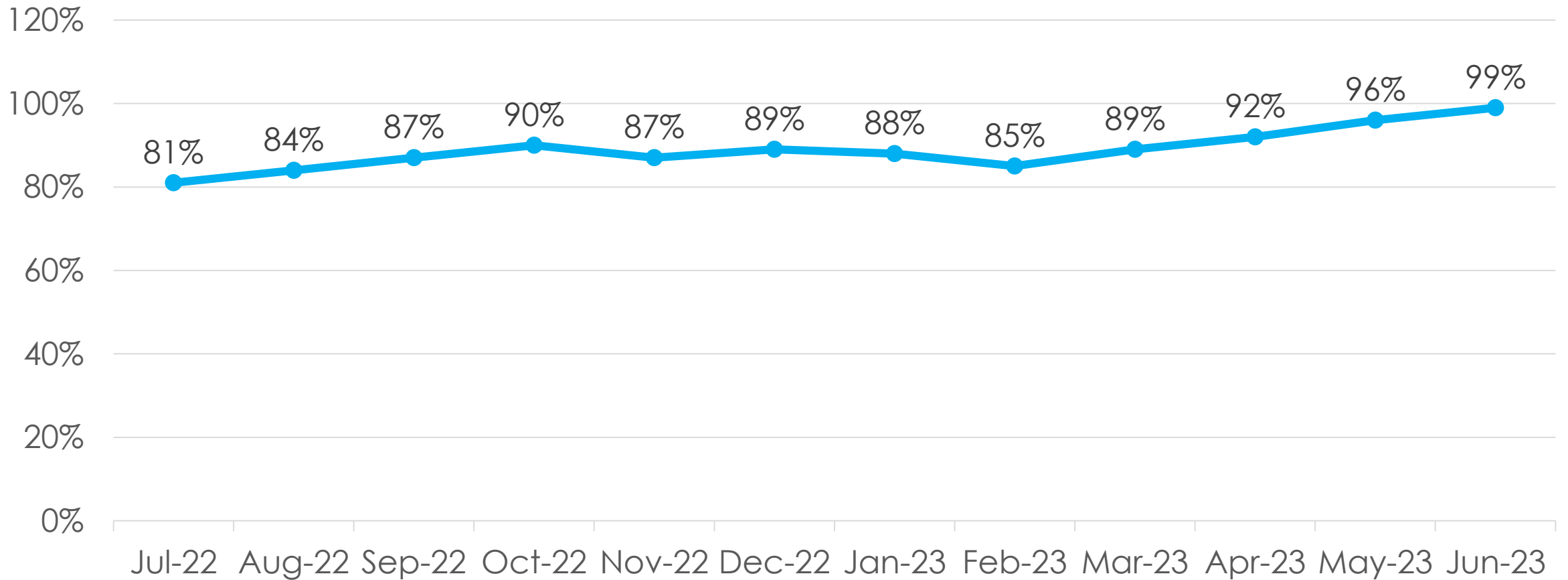
# C/S RUSHERE COMM HOSP VS KIRUHURA HCIV



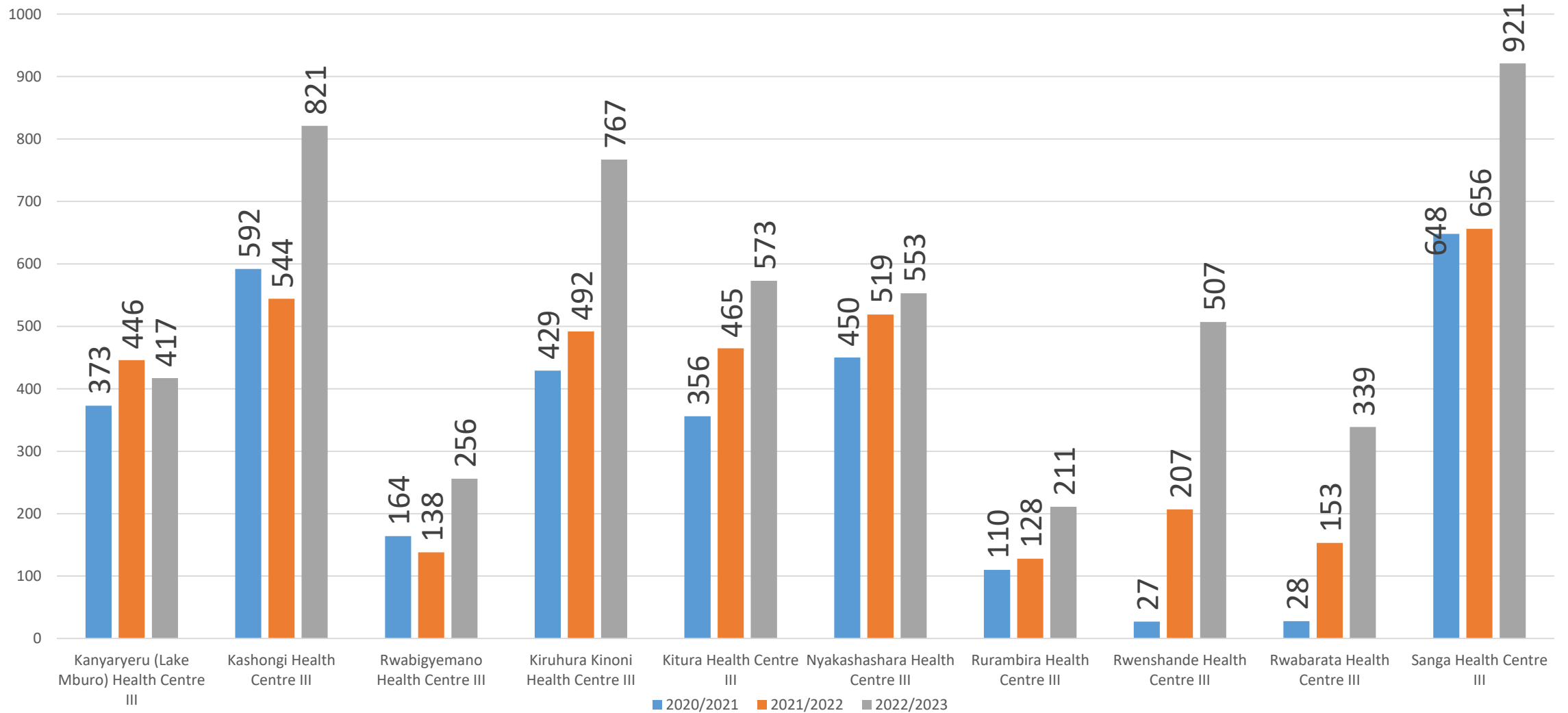
# DELIVERIES CONDUCTED IN KIRUHURA DISTRICT



# KIRUHURA DISTRICT DELIVERIES ACHIEVED FOR FY 2022-2023



# Functionality of HCIII





# CHALLENGES

- ❑ Poorly coordinated vertical programs by MOH affecting programming and quality of service
- ❑ Inadequate funding where implementing partners have their own interests with fragmented implementation
- ❑ Frequent drug stock outs
- ❑ Lack of HCIV in Kashongi Constituency
- ❑ Lack of HCIII in Akayanja S/C
- ❑ Lack of staff accommodation for the staffs
- ❑ HUMC members are not trained on Leadership and governance.
- ❑ Many Mothers at Sanga HCIII and Other Facilities near main Road need CEMOC

# RECOMMENDATIONS /WAYFORWARD

- ❑ Upgrading of Kashongi HCIII to HCIV
- ❑ Upgrading of Sanga HCIII to HCIV due to the fact that Kiruhura HC 4 which offers CEMOC is located 70KM away
- ❑ Construction of Akayanja HCIII in Akayanja S/C

## WAYFORWARD CONT.....

- ❑ JRM should be established in every district to strengthen district health services
- ❑ District led continuous Quality Improvement Interventions that are partner supported, supervised and owned by DHO, DHT members and Health Facility in-charges are more effective and produce sustainable results
- ❑ MOH must build capacity of all regional teams in supervising all the 6 of seven building blocks of the health system to effectively supervise districts.
- ❑ Train HUMC member on Leadership and governance

## INFRASTRUCTURE DEVELOPMENT UNDERTAKED IN THE MEDIUM TERM – HEALTH SECTOR

- ❑ Upgrade of 6 Health Centres to HC3 Status-Rweshande, Kitura, Nshwere, Rwetamu, & Rwabarata (UGIFT Project) --Upgrade of Rurambiira HCII to HCIII (Transitional Development Grant)
- ❑ Construction of modern staff houses at 7 ( Rweshande, Kitura, Nshwere, Rwetamu, Rwabarata, Kiruhura HCIV, Rurambiira (approved budget FY 2023/24 yet to start-to be constructed by UPDF)

# New Structures at Kitura HCIII & New Staff House





# Rweshande HCIII New Structures



The facility was upgraded under UGIFT project. 3 staff houses placenta pit and fencing was done using Transitional development Grant



# Nshwere HC III New structures - UGIFT

**COMPLETED NSHWERE HCIII at 100%**

**COMPLETED NSHWERE STAFF HOUSE**

**COMPLETED RURAMBIRA HCII**





# Rurambira HC III New structures



# Rwetamu HCIII upgrade near completion



THE REPUBLIC OF UGANDA

**TITLE OF WORKS:** UPGRADE OF RWETAMU HEALTH CENTER II TO HEALTH CENTER III  
CONTRACT NO. MHW/WORKS/20-21/0001/16

**FUNDING AGENCY:** MINISTRY OF HEALTH  
WITH SUPPORT FROM THE WORLD BANK

**CONTRACTOR:** MUYA TECHNICAL SERVICES LTD.  
P.O. BOX 321, MBAKARA

**PROJECT MANAGER:** DISTRICT HEALTH OFFICER

**PROJECT SUPERVISOR:** DISTRICT ENGINEER

**SCOPE OF WORK:** CONSTRUCTION OF: MATERNITY WIARD, PLACENTA PIT, MEDICAL WASTE PIT, VIP LATRINE & OTHER AUXILIARY STRUCTURES

PROTECT THE ENVIRONMENT, STAY SAFE + OBSERVE COVID S.O.Ps





# Rwetamu HCIII New Staff house LC3 Chairperson with staff after its handover



# Maternity ward under construction for Rwabarata HCIII



# Completed staff House at Rwabarata HCIII





# Ongoing construction of staff House at Kiruhura HCIIV by UPDF Brigade



**Health department procured Medical Equipment from JMS using  
PHC development grant  
They were Launched by District Chairman with other District Leaders  
before being distributed to health facilities**





# Maternal and Child Health Equipment

- ▶ **Equipment's were procured to improve deliveries under skilled Health workers**
- ▶ **To improve Health services for children under five years**

# LPHS Ankole TASO recently donated a Motorcycle to Kiruhura District as the second motorcycle to improve transportation of samples



# Ambulance has also improved Service deliveries in the District





# PERFORMANCE REVIEWS

## ANNUAL JOINT REVIEW MEETING HELD AT LYANTODE FY 2022/2023

This is Held every year to review performance and re-focus health service delivery





# ANNUAL JOINT REVIEW MEETING HELD AT LYANTODE FY 2021/2022

Chairpersons submitting at JRM, and some of awarded best performing staffs



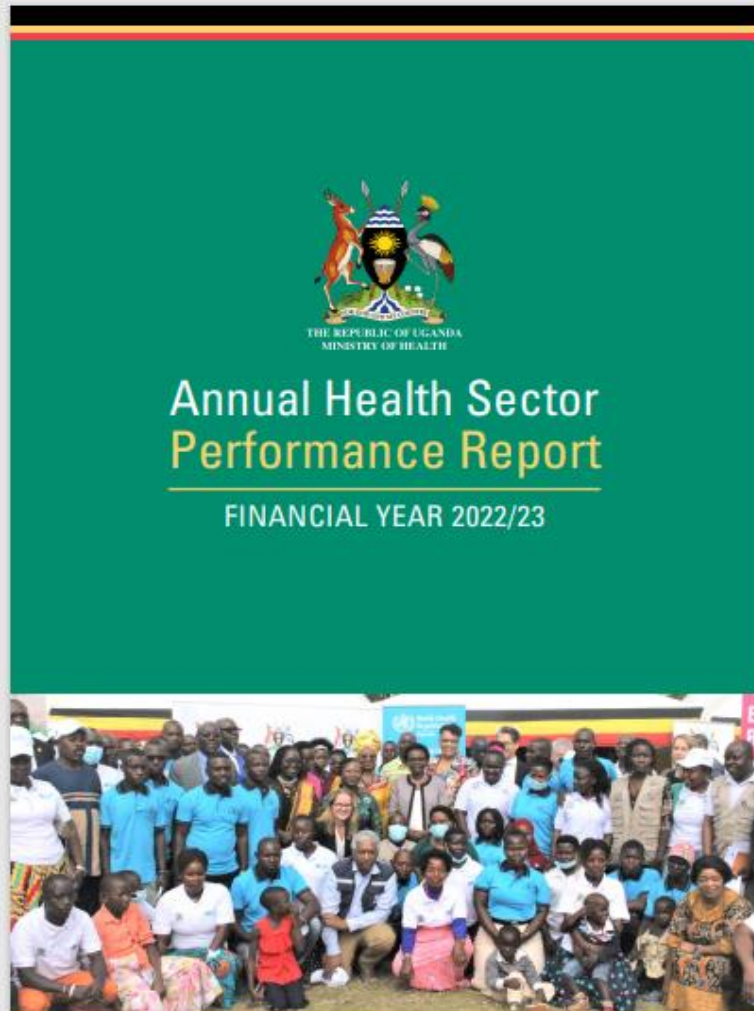
# ANNUAL JOINT REVIEW MEETING HELD AT LYANTODE FY 2021/2022

District Chairperson, RDC and Speaker awarding best performing health workers





# Kiruhura Topped the country in Local Government Health service delivery 2022/23



League Table FY 2022/23 – Average Score 71.8%

### Top Ten

LG	% SCORE	RANK
Kiruhura	89.9	1
Lira City	82.6	2
Manafwa	82.1	3
Soroti City	80.9	4
Rubanda	80.9	5
Bushenyi	79.8	6
Napak	79.1	7
Kaabong	78.8	8
Sironko	78.6	9
Nabilatuk	78.5	10
Kabale	78.5	10

### Bottom Ten

LG	% SCORE	RANK
Kabarole	56.8	137
Kikuube	56.4	138
Wakiso	55.6	139
Arua	55.5	140
Kyankwanzi	55.2	141
Hoima	55.0	142
Buliisa	54.5	143
Soroti	53.8	144
Masindi	52.7	145
Lira	51.0	146



# Health Department Awards 2023





# ACKNOWLEDGMENTS

- ❑ **MOH**
- ❑ **World Bank**
- ❑ **KIRUHURA DISTRICT LG( HIGH AND LOWER LG)**
- ❑ **LPHS TASO ANKOLE**
- ❑ **MAYANJA MEMORIAL**
- ❑ **LPHS UPMB**
- ❑ **UHA**
- ❑ **RHITES -SW**
- ❑ **Mbarara Regional Hospital –System Strengthening**
- ❑ **ALL HEALTH STAFF KLG**
- ❑ **HUNGER PROJECT**
- ❑ **IDRC**







头条 @叶子美图馆

